



NATIONAL CENTRE
FOR STATISTICS
& INFORMATION

Enhancing Knowledge

SULTANATE OF OMAN

TOURISM INDEX REPORT

July 2017



@NCSIOman



+968 9145 9145



80076274



www.ncsi.gov.om

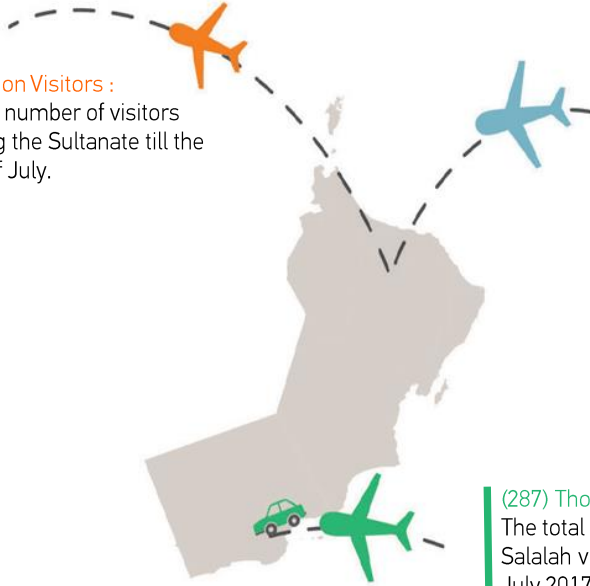
Summary till the month of July 2017 *

(1.8) Million Visitors :


The total number of visitors arriving to the Sultanate till the month of July.

(3.6) Million Visitors :

The total number of visitors departing the Sultanate till the month of July.



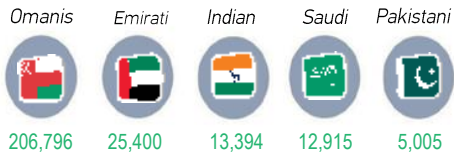
THE TOP FIVE NATIONALITIES



(287) Thousand Visitors:

The total number of Khareef Salah visitors from till 31 July 2017.

THE TOP FIVE NATIONALITIES



(868) Thousand Guests:
Total number of guests in (3-5 stars) hotel till the month of July.

(108) Million Omani Rials:
Total of (3-5 stars) hotel revenues till the Month of July.



* All data in the report are preliminary.

1- Number of Inbound and Outbound Visitors

- 1-1 Number of Inbound Visitors *

278
Thousand
Visitors

Total numbers of visitors arriving to the Sultanate during the month of July 2017

The Gulf visitors come at the first place, where their number reached (192) thousand visitors forming 69.1% during the month of July 2017.

7.0%

The percentage of decrease in the number of visitors arriving to the Sultanate during the month of July 2017, compared to the same month of the previous year totaling (298) thousand visitors.

The Indian, British and Pakistani nationalities came at the second, third and fourth place consecutively where they formed 7.6%, 2.7% and 2.6% during the month of July 2017.

Chart (1): Number of Inbound Visitors, by nationalities group for the month of July, 2016 – 2017

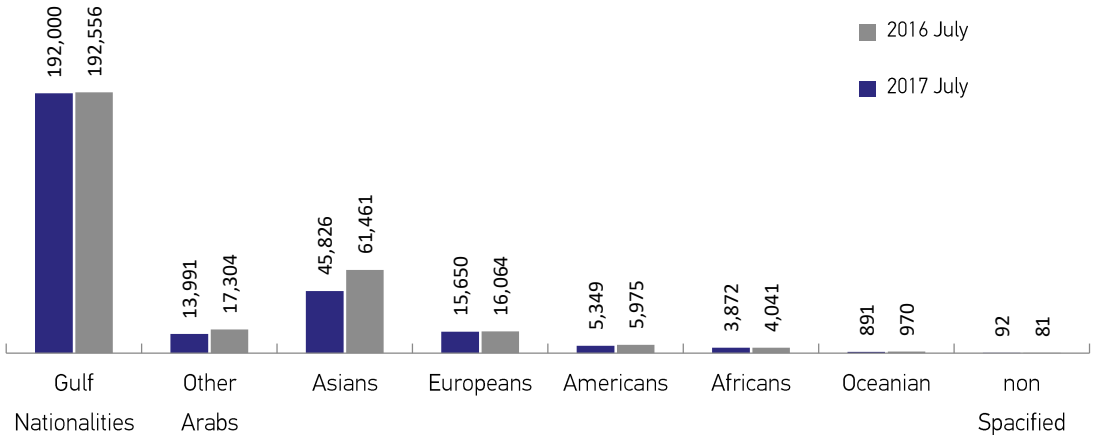
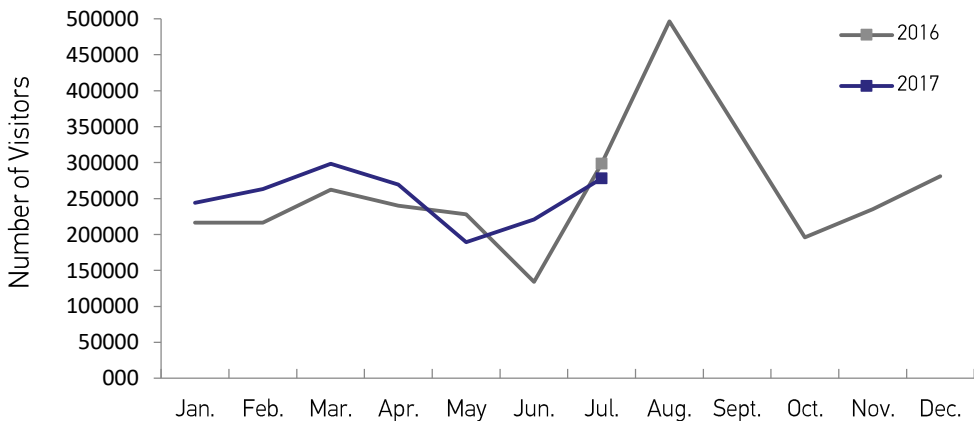


Chart (2): Number of Inbound Visitors by month's, 2016 – 2017



* Include Cruise ship visitors.

- 1-2 Number of Outbound Visitors

758
Thousand
Visitors

The Number of visitors departing from the Sultanate during the month of July 2017.



The Omanis departures form 75.1% from the total of visitors departing the Sultanate during the month of July 2017.

37.4%

The percentage of increase of visitors departing from the Sultanate in July 2017, compared to the same month of the previous year totaling (551) thousand visitors.

Chart (3): Number of Outbound visitors, for the month of July, 2016 – 2017

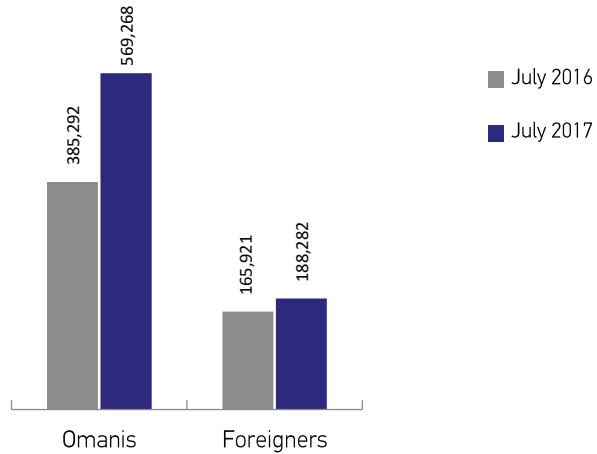
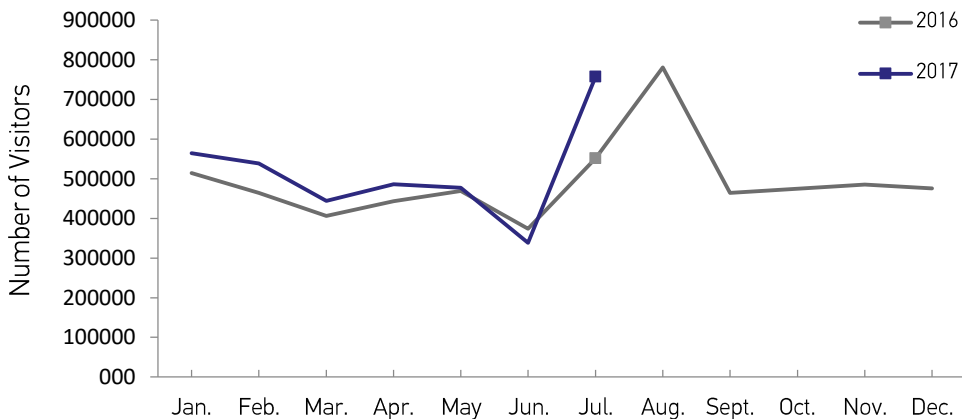


Chart (4): Number of Outbound Visitors by month's, 2016 – 2017



2- Khareef Salah season Visitors

256
Thousand
Visitors

Total number of Khareef Salah visitors during the month of July 2017.

92.9%

Percentage of GCC visitors from the total of visitors, most of them are Omanis (77.3%), followed by Emirati (9.1%).

14.9%

Percentage decrease in number of Khareef Salah season visitors during the month of July 2017, compared to the same month of the previous year, totaling (301) thousand visitors.

Chart number(5): Khareef Salah Season visitors by nationality groups for the month of July 2016-2017

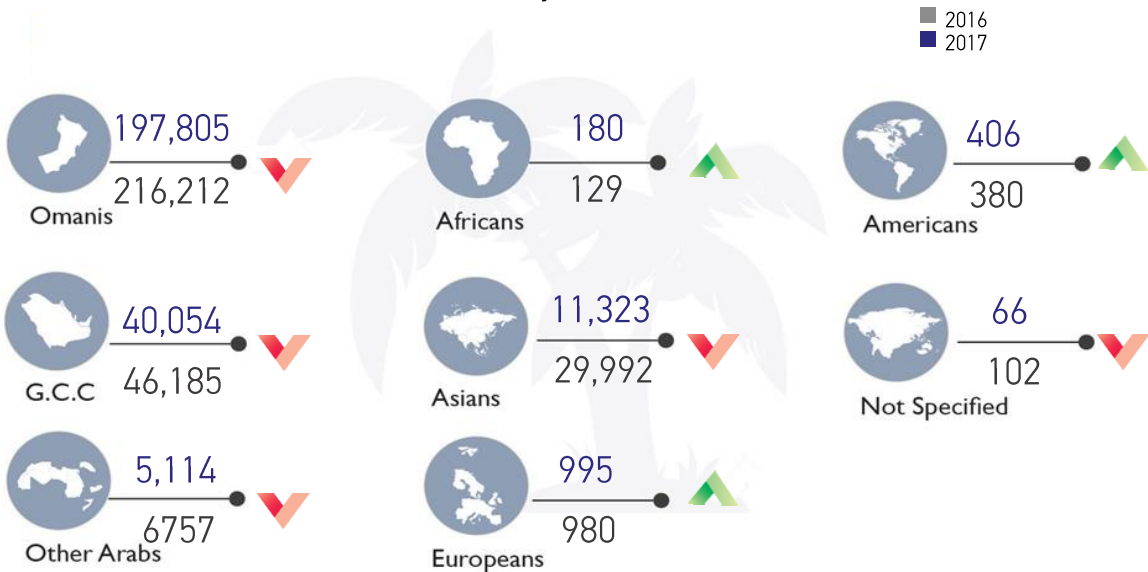
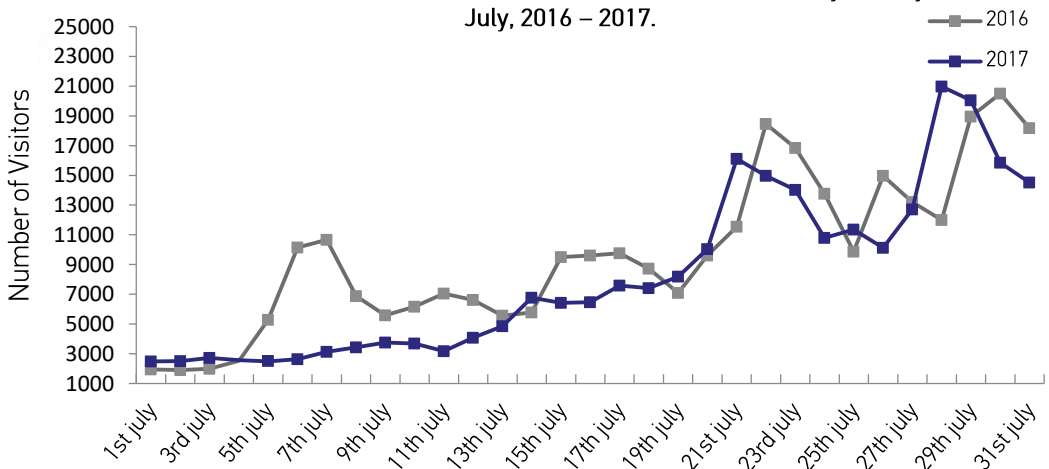


Chart number(6): Number of Khareef Salah Season visitors by the days of July, 2016 – 2017.



3- Accommodation Services

Revenues

The revenues of (3-5 stars) Hotels reached (10.5) million Omani Rial during the month of July 2017, compared to (10.9) million Omani Rial in July 2016 with an decrease of (3.0%).

Guests

Total number of guests in the hotels during the month of July 2017 reached (109) thousands guest compared to (119) thousands guest during the same month in the year 2016 with a decrease of (8.0%).

Occupancy

Total occupancy rate in hotels mentioned reached (42.2%) during the month of July 2017, compared to (41.8%) in July 2016, with a increase of (1.0%).

Chart (7): Accommodation Services: Number of guests, by nationalities for the month of July 2016 – 2017

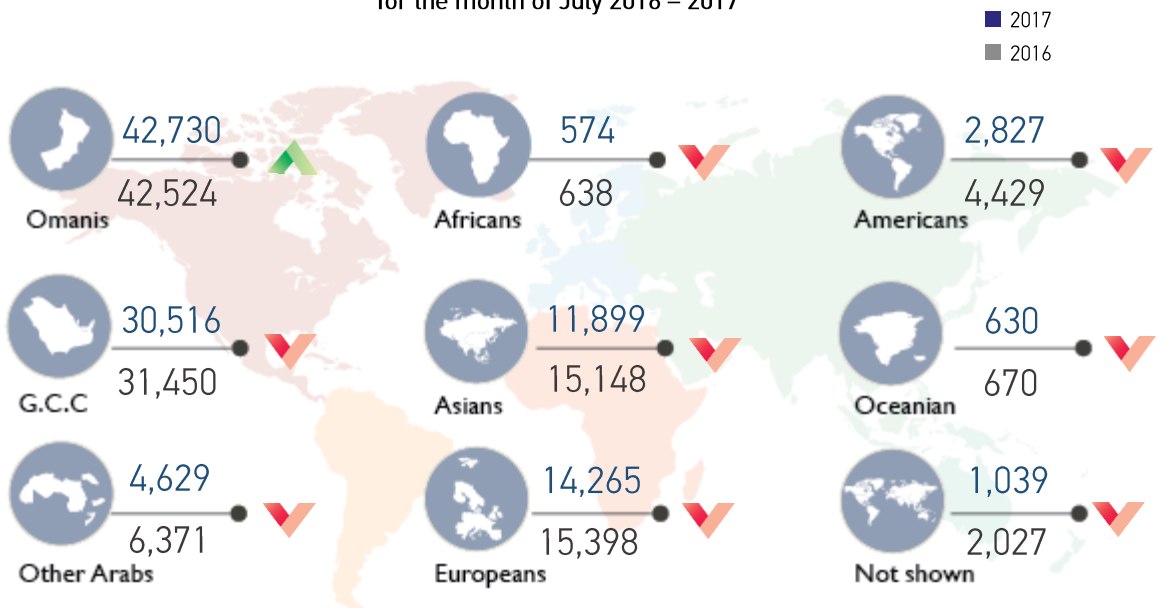
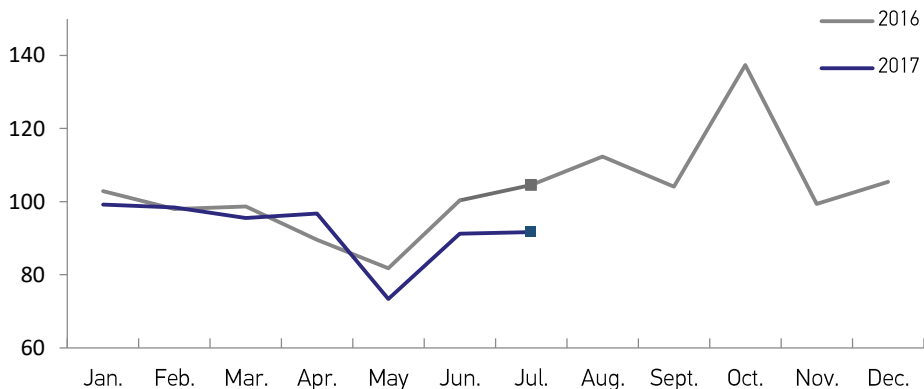


Chart (8): Accommodation Services Price Index (ASPI)* by months, 2016 – 2017



* Rooms price index for (4 – 5 stars) hotels only.

