



NATIONAL CENTRE
FOR STATISTICS
& INFORMATION

Enhancing Knowledge

SULTANATE OF OMAN

TOURISM INDEX REPORT

July 2016



@NCSIOman



+968 9145 9145



80076274



www.ncsi.gov.om

Summary till the month of July 2016

3,2 Million Visitors:

The total number of visitors departing the Sultanate till the month of July 2016.



1,5 Million Visitors:

The total number of visitors arriving to the Sultanate till the month of July 2016.

THE TOP FIVE NATIONALITIES

Other Gulf Nationalities



557,353

Indian



163,838

British



99,575

Germany



83,083

Omani



82,759

(313) Thousand Visitors:

The total number of Khareef Salah season visitors till the end of July 2016.

THE TOP FIVE NATIONALITIES

Omani



222,632

Emirates



30,921

Indian



19,470

Saudi



9,765

Pakistani



7,392



769,520 Guests:

Total number of guests in (3-5 stars) hotel till the month of July 2016.

98,6 Million Omani

Rials: Total of (3-5 stars) hotel revenues till the month of July 2016.



I- Number of Inbound and Outbound Visitors

I-1 Number of Inbound Visitors

272 Thousand Visitors
Total numbers of visitors arriving to the Sultanate during the month of July 2016.

The Gulf visitors except Omani's come at the first place, where their number reached 144 thousand visitors forming 53% during the month of July 2016.

27%
The percentage of Increase in the number of visitors arriving to the Sultanate during the month of July 2016, compared to the same month of the previous year:

The Indian, Omani and Pakistani nationalities came at the second, third and fourth place consecutively where they formed 10%, 8% and 3.5% during the month of July 2016.

Chart (1): Inbound Tourism: Number of Visitors, by nationalities group for the month of July 2015 – 2016.

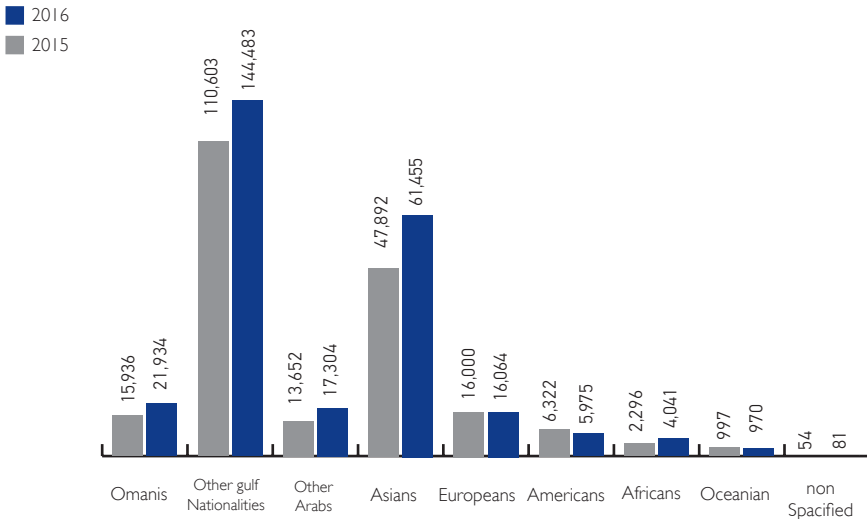
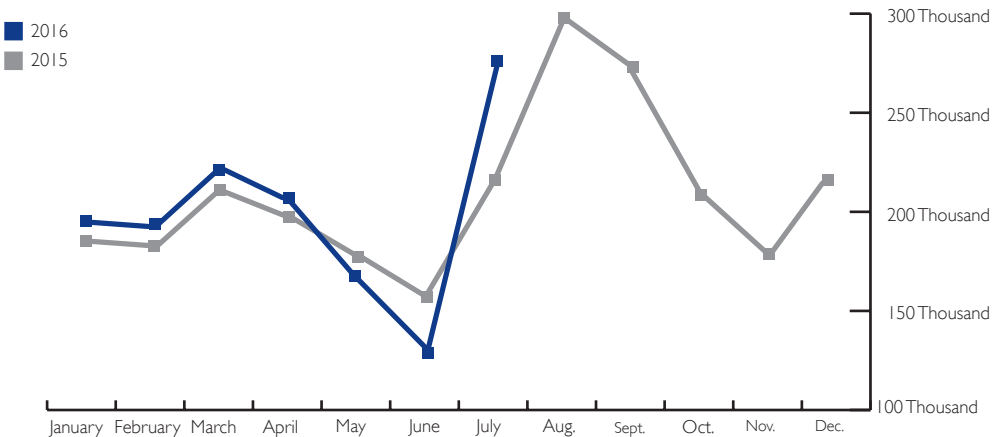


Chart (2): Inbound Tourism: Number of Visitors, by month's 2015 – 2016.



- **I-2 Number of Outbound Visitors**

551 Thousand Visitors The Number of visitors departing from the Sultanate during the month of July 2016.

The Omanis departures form 70% from the total of visitors departing the Sultanate during the month of July 2016.

46% The percentage of Increase of visitors departing from the Sultanate in July 2016, compared to the same month of the previous year.

Chart (3): Outbound Tourism: Number of visitors, for the month of July 2015 – 2016

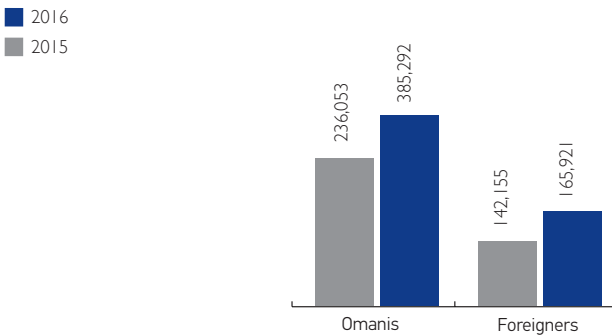
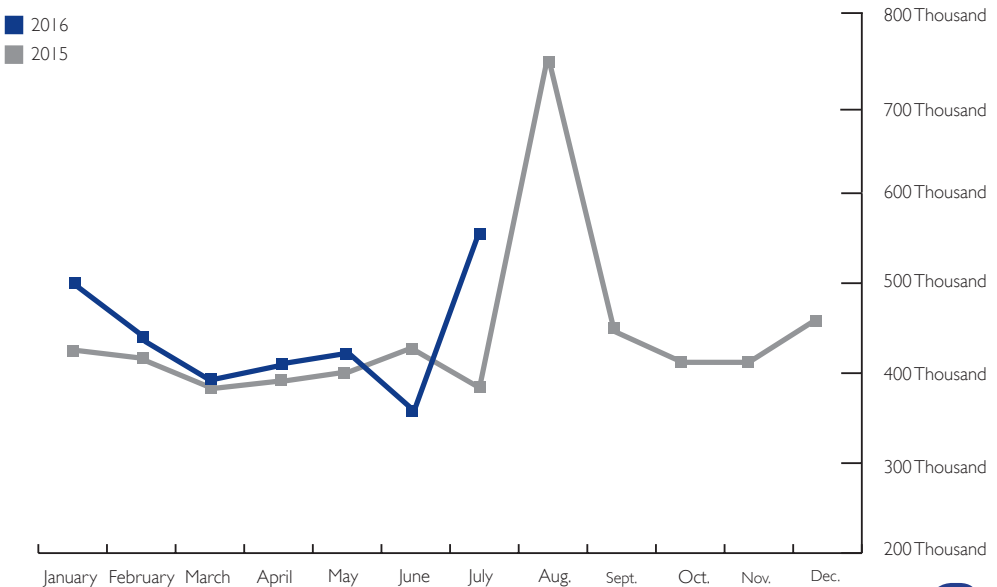


Chart (4): Outbound Tourism: Number of Visitors, by months, 2015 – 2016



2- Khareef Salah season Visitors

300 Thousand Visitors
Number of Khareef salah season visitors during the month of July 2016.

39% Percentage Increase in number of Khareef salah season visitors during the month of July, compared to the same month of the previous year; totaling (216) thousand visitors.

87% Percentage of GCC visitors from the total of visitors, most of them are Omanis (72%), followed by Emirati (10%).



Chart number(5): Khareef salah season visitors by nationality groups for the month of July 2014 – 2015.

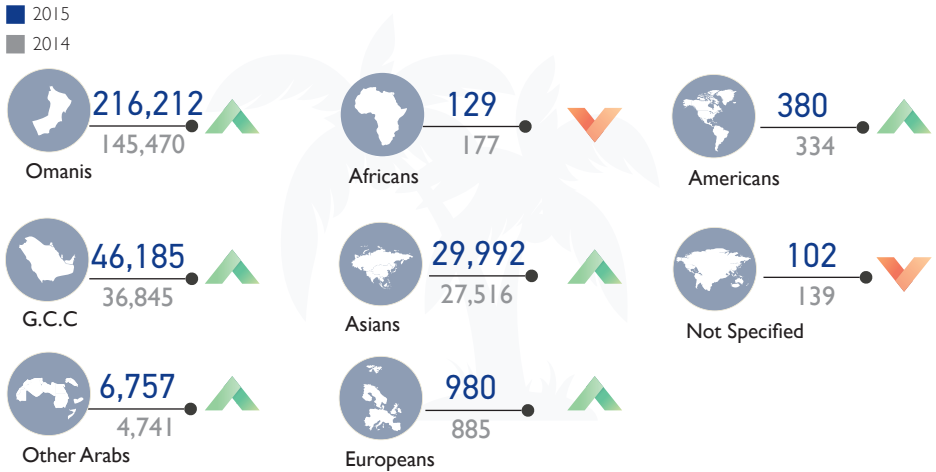
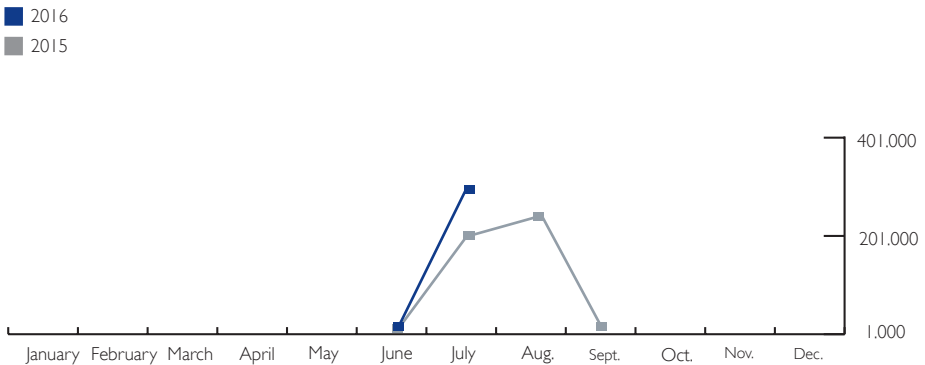


Chart number(6): Khareef Salah season Visitors: Number of Visitors, by months 2014 – 2015.



3-Accommodation Services

Revenues

The revenues of (3-5 stars) Hotels reached (10,1) million Omani Rial during the month of July 2016, compared to (9,2) million Omani Rial in July 2015 with a decrease of (10%).

Guests

Total number of guests in the hotels during the month of July 2016 reached (111,872) guest compared to (73,590) guest during the same month in the year 2015 with a decrease of (52%).

Occupancy

Total occupancy rate in hotels mentioned reached (38.1%) during the month of July 2016, compared to (33.3%) in July 2015, with a decrease of (14%).

Chart (7):Accommodation Services: Number of guests, by nationalities for the month of July 2015 – 2016

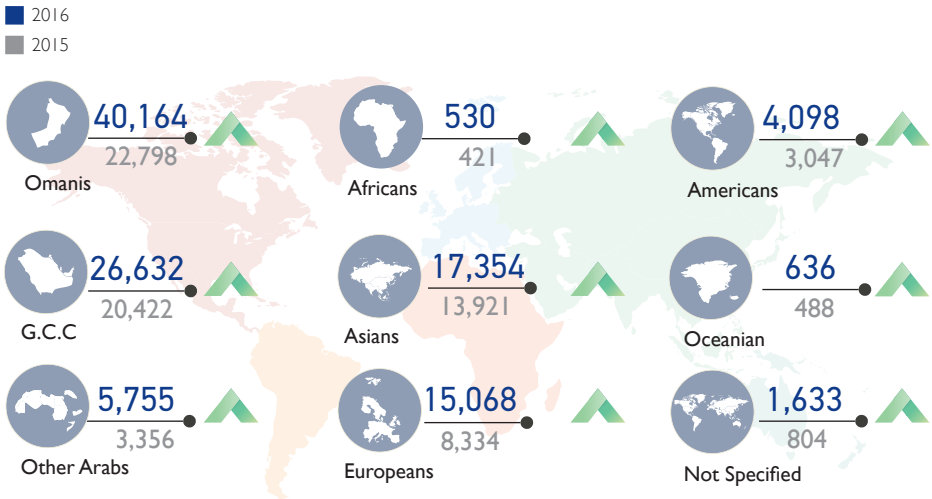
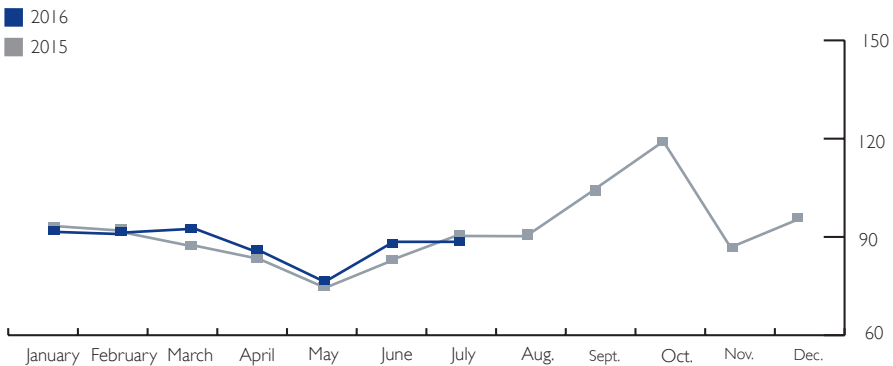


Chart (8):Accommodation Services price index (ASPI)*: by months, 2015 – 2016.



* ASPI for (4-5 stars) hotels only.

