



NATIONAL CENTRE
FOR STATISTICS
& INFORMATION

Enhancing Knowledge

SULTANATE OF OMAN

TOURISM INDEX REPORT

June 2016



@NCSIOman



+968 9145 9145



80076274



www.ncsi.gov.om

Summary till the month of June 2016

(1,270) Thousand Visitors:

The total number of visitors arriving to the Sultanate till the month of June 2016.

(2,671) Thousand Visitors:

The total number of visitors departing the Sultanate till the month of June 2016.

THE TOP FIVE NATIONALITIES

Other Gulf Nationalities



416,339

Indian



135,349

British



91,919

Germany



81,584

Omani



60,825

(142,5) Thousand Visitors:

The total number of cruise ships visitors till the month of June for the year 2016.

THE TOP FIVE COUNTRIES

Germany



42,084

United Kingdom



23,081

Italy



18,674

Spain



5,472

USA



4,627



(658,793) Guests:

Total number of guests in (3-5 stars) hotel till the month of June 2016.

(88,635) Thousand

Omani Rials: Total of (3-5 stars) hotel revenues till the month of June 2016.



I- Number of Inbound and Outbound Visitors

I-1 Number of Inbound Visitors *

123 Thousand Visitors Total numbers of visitors arriving to the Sultanate during the month of June 2016.

The Gulf visitors except Omani's come at the first place, where their number reached 39 thousand visitors forming 31% during the month of June 2016.

19% The percentage of decrease in the number of visitors arriving to the Sultanate during the month of June 2016, compared to the same month of the previous year.

The Indian, Philippine and Omani nationalities came at the second, third and fourth place consecutively where they formed 14%, 8% and 6% during the month of June 2016.

Chart (1): Inbound Tourism: Number of Visitors, by nationalities group for the month of June 2015 – 2016.

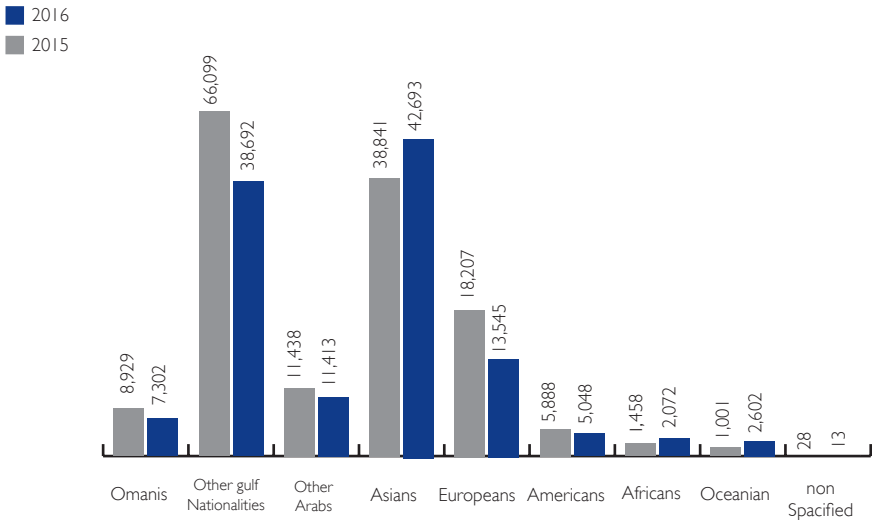
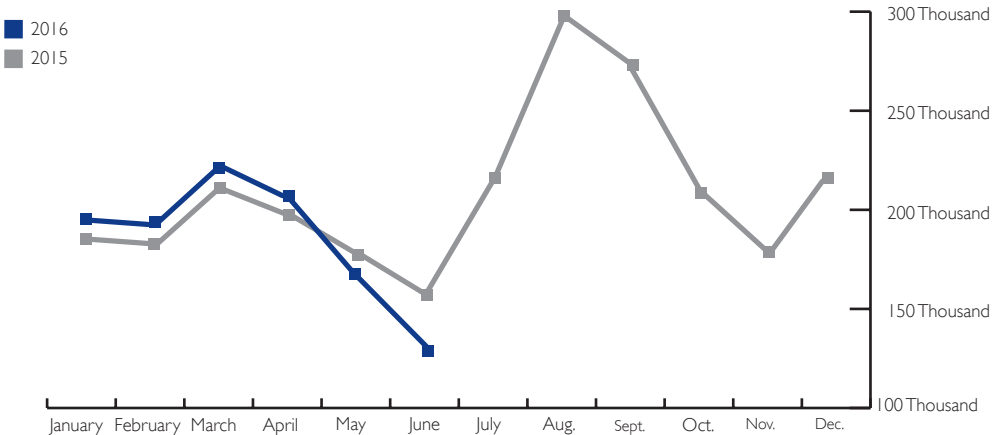


Chart (2): Inbound Tourism: Number of Visitors, by month's 2015 – 2016.



* Include Cruise ship visitors.

- **I-2 Number of Outbound Visitors**

374 Thousand Visitors The Number of visitors departing from the Sultanate during the month of June 2016.

The Omanis departures form 65% from the total of visitors departing the Sultanate during the month of June 2016.

14% The percentage of decrease of visitors departing from the Sultanate in June 2016, compared to the same month of the previous year.

Chart (3): Outbound Tourism: Number of visitors, for the month of June 2015 – 2016

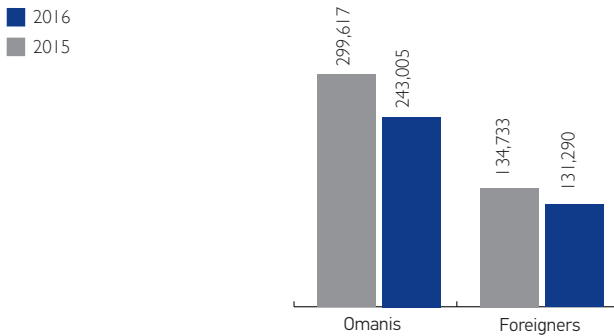
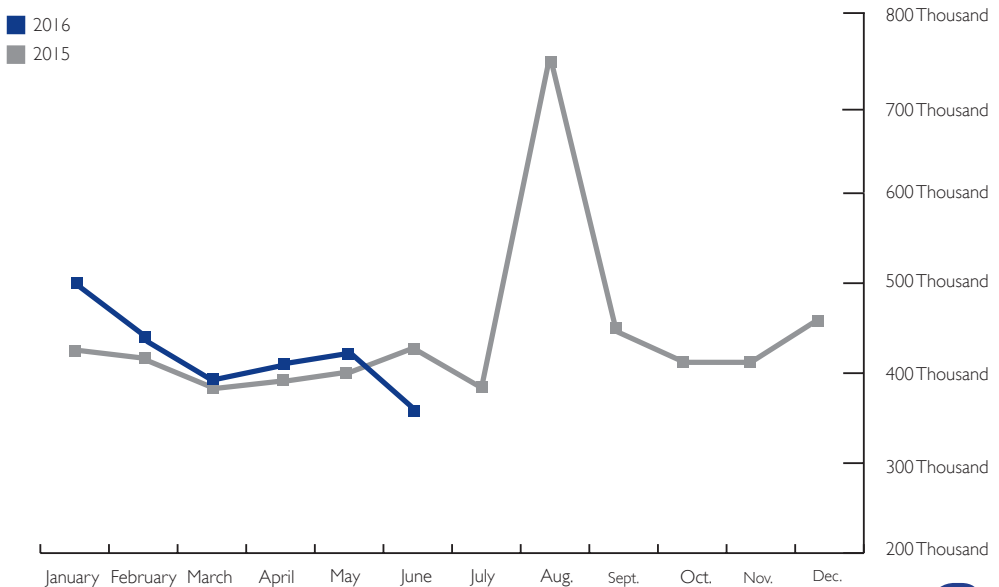


Chart (4): Outbound Tourism: Number of Visitors, by months, 2015 – 2016



2- Cruise Ships Visitors

2 Thousand Visitors
Number of cruise ships visitors during the month of June 2016.

92% Percentage of Oceanian visitors from the total of visitors, most of them are Australian Nationality 78%.

73% Percentage decrease in number of cruise ship visitors during the month of June 2016, compared to the previous month of the same year, totaling (6,7) Thousand visitors.

Chart (5): Cruise Ships Visitors: Number of Visitors, by nationalities for the month of June 2015 – 2016.

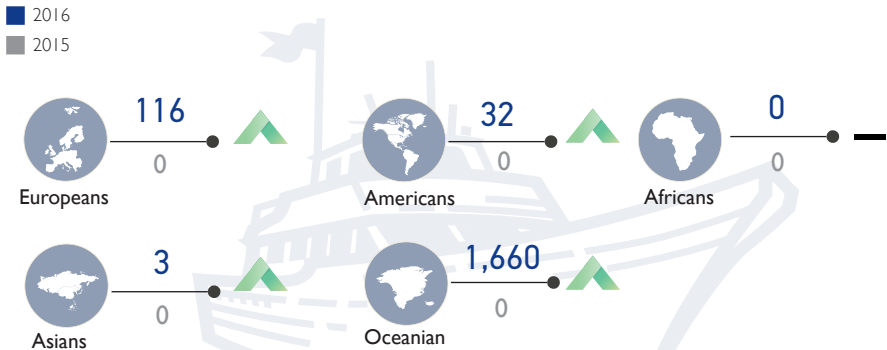
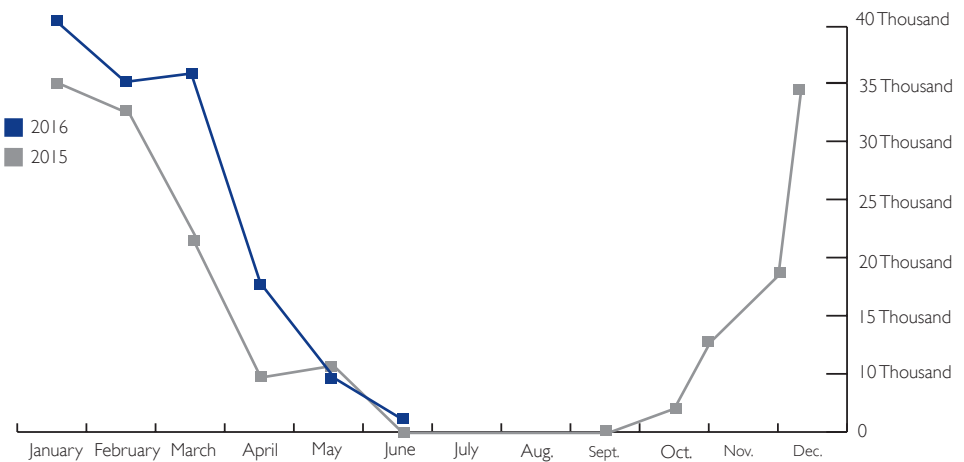


Chart (6): Cruise Ships Visitors: Number of Visitors, by months, 2015 – 2016.



3-Accommodation Services

Revenues

The revenues of (3-5 stars) Hotels reached (6,281) Thousand Omani Rial during the month of June 2016, compared to (9,845) Thousand Omani Rial in June 2015 with a decrease of (36,2%).

Guests

Total number of guests in the hotels during the month of June 2016 reached (56,933) guest compared to (62,643) guest during the same month in the year 2015 with a decrease of (9.1%).

Occupancy

Total occupancy rate in hotels mentioned reached (29.8%) during the month of June 2016, compared to (39.8%) in June 2015, with a decrease of (25.2%).

Chart (7):Accommodation Services: Number of guests, by nationalities for the month of June 2015 – 2016

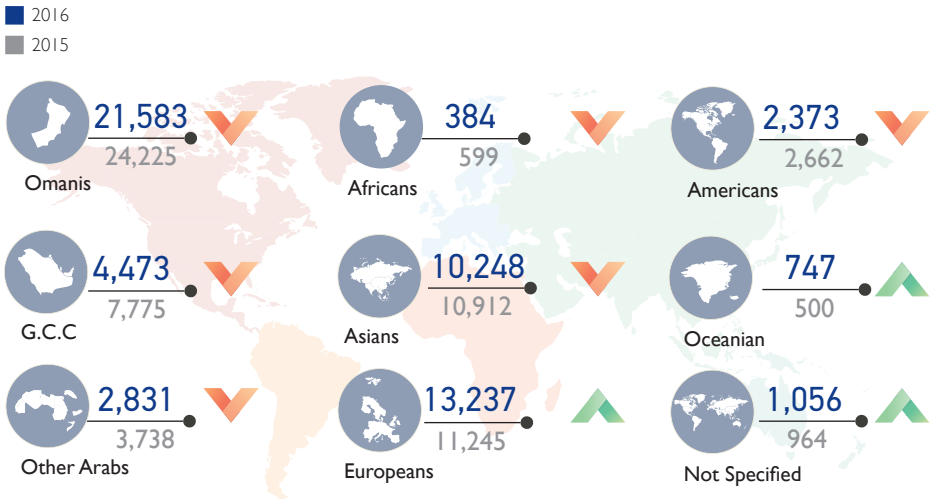
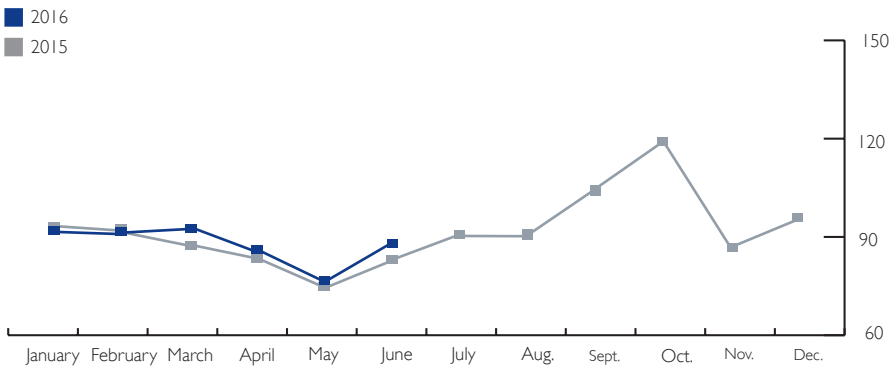


Chart (8):Accommodation Services price index (ASPI)*: by months, 2015 – 2016.



* ASPI for (4-5 stars) hotels only.

