



NATIONAL CENTRE
FOR STATISTICS
& INFORMATION

Enhancing Knowledge

SULTANATE OF OMAN

TOURISM INDEX REPORT

May 2016



@NCSIOman



+968 9145 9145



80076274



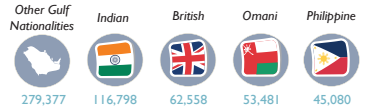
www.ncsi.gov.om

Summary till the month of May 2016

(909) Thousand Visitors:

The total number of visitors arriving to the Sultanate till the month of May 2016.

THE TOP FIVE NATIONALITIES



(2,297) Thousand Visitors:

The total number of visitors departing the Sultanate till the month of May 2016.

(144) Thousand Visitors:

The total number of cruise ships visitors till the month of May for the year 2016.

THE TOP FIVE COUNTRIES



(595,731) Guests:

Total number of guests in (3-5 stars) hotel till the month of May 2016.

(82,236) Thousand Omani Rials:

Total of (3-5 stars) hotel revenues till the month of May 2016.



I- Number of Inbound and Outbound Visitors

I-1 Number of Inbound Visitors *

128 Thousand Visitors
Total numbers of visitors arriving to the Sultanate during the month of May 2016.

The Indian visitors at the first place, where their number reached 26 thousand visitors forming 20% during the month of May 2016.

27%
The percentage of decrease in the number of visitors arriving to the Sultanate during the month of May 2016, compared to the same month of the previous year.

The British, Omani and Philippine nationalities came at the second, third and fourth place consecutively where they formed 9%, 8% and 8% during the month of May 2016.

Chart (1): Inbound Tourism: Number of Visitors, by nationalities group for the month of May 2015 – 2016.

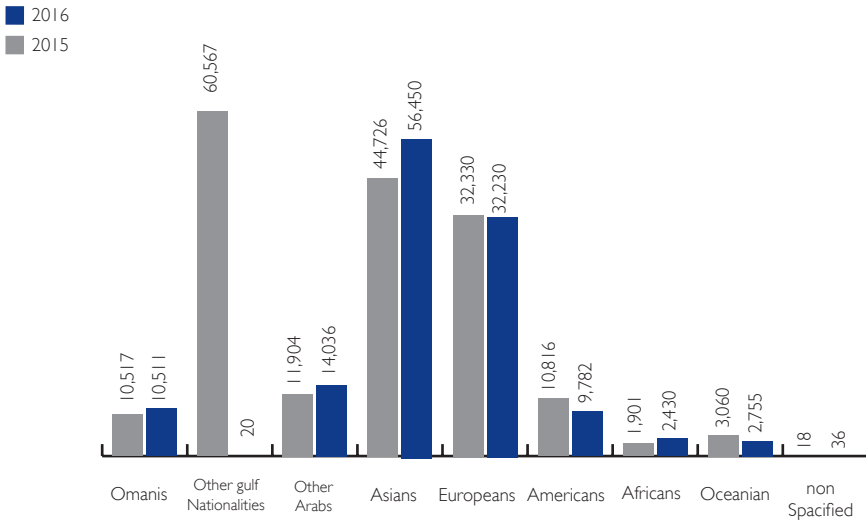
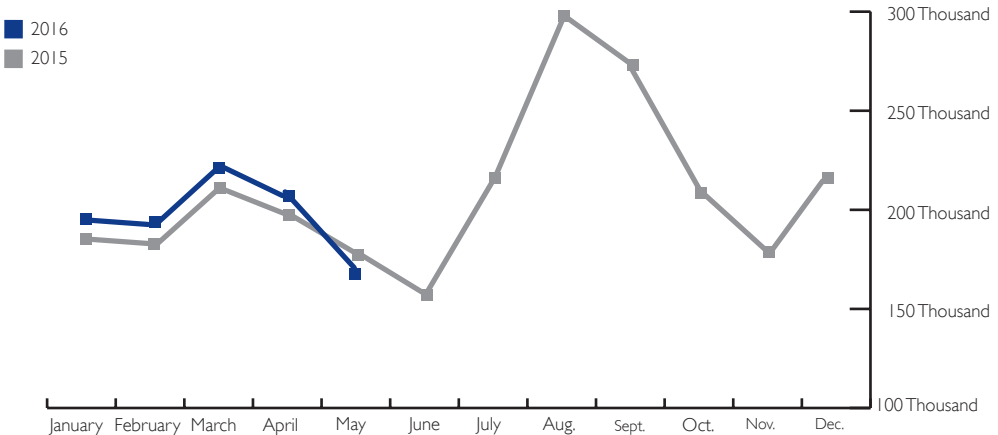


Chart (2): Inbound Tourism: Number of Visitors, by month's 2015 – 2016.



* Include Cruise ship visitors.

- I-2 Number of Outbound Visitors

469 Thousand Visitors
 The Number of visitors departing from the Sultanate during the month of May 2016.

The Omanis departures form 65% from the total of visitors departing the Sultanate during the month of May 2016.

7%
 The percentage of increase of visitors departing from the Sultanate in May 2016, compared to the same month of the previous year.

Chart (3): Outbound Tourism: Number of visitors, for the month of May 2015 – 2016

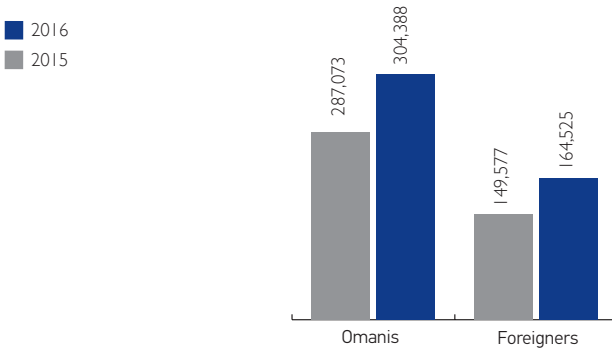
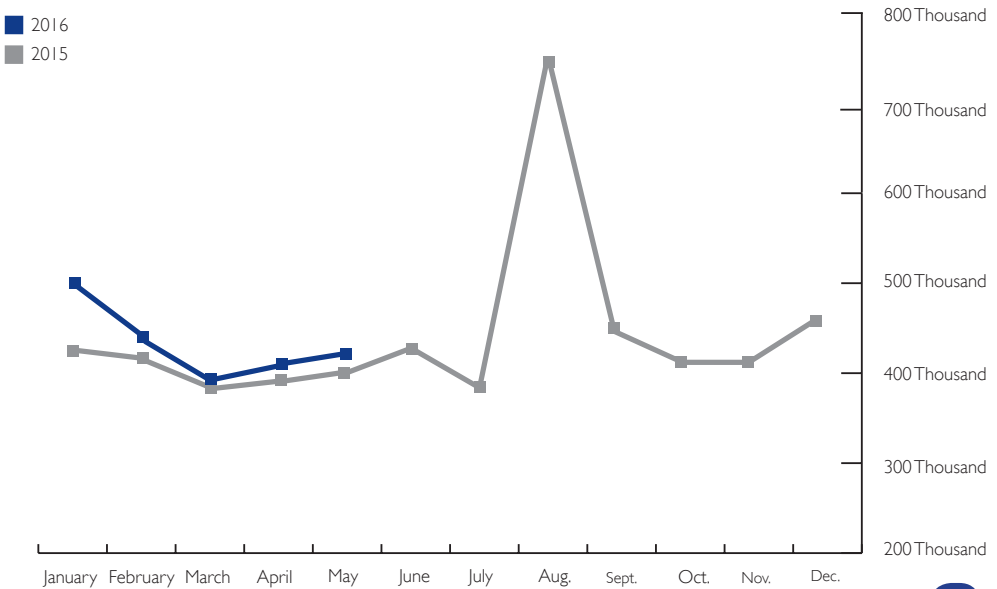


Chart (4): Outbound Tourism: Number of Visitors, by months, 2015 – 2016



2- Cruise Ships Visitors

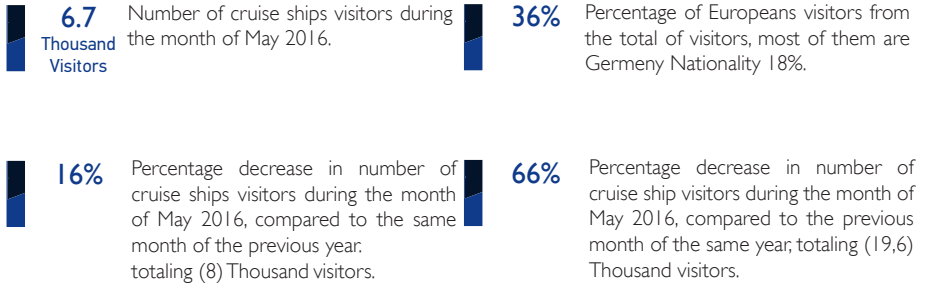


Chart (5): Cruise Ships Visitors: Number of Visitors, by nationalities for the month of May 2015 – 2016.

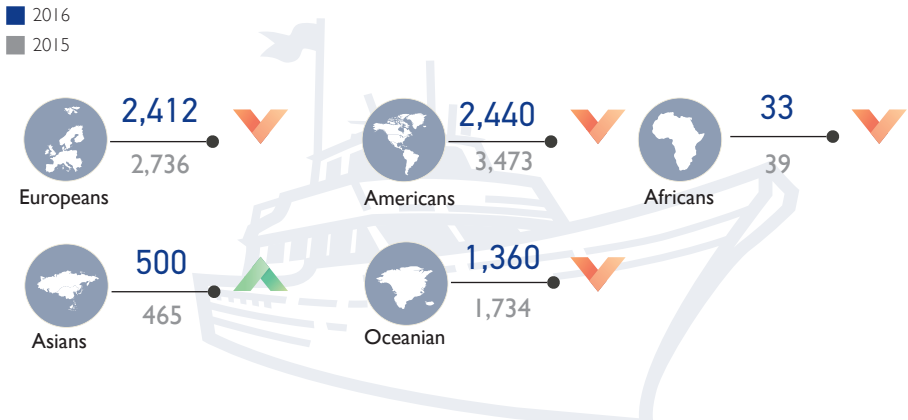
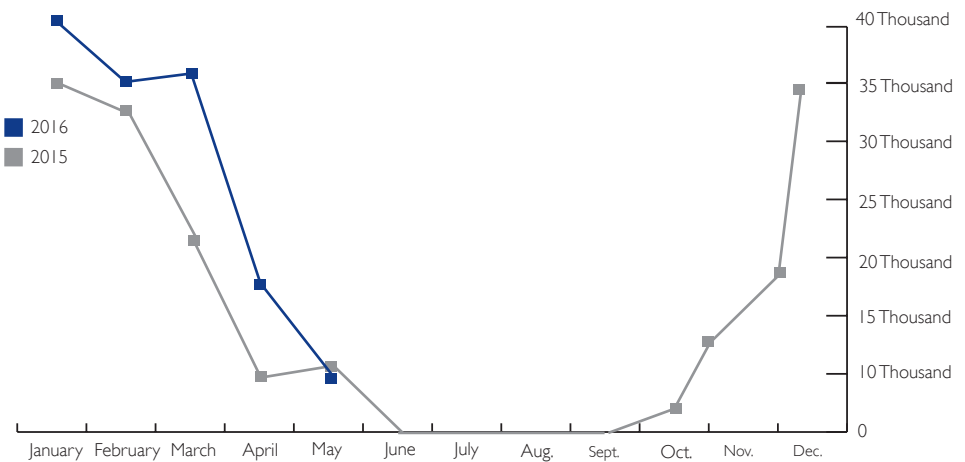


Chart (6): Cruise Ships Visitors: Number of Visitors, by months, 2015 – 2016.



3-Accommodation Services

Revenues

The revenues of (3-5 stars) Hotels reached (13,028) Thousand Omani Rial during the month of May 2016, compared to (14,054) Thousand Omani Rial in May 2015 with a decrease of (7%).

Guests

Total number of guests in the hotels during the month of May 2016 reached (113,370) guest compared to (90,850) guest during the same month in the year 2015 with a Increase of (24.8%).

Occupancy

Total occupancy rate in hotels mentioned reached (55.1%) during the month of May 2016, compared to (52.8%) in May 2015, with a Increase of (4%).

Chart (7):Accommodation Services: Number of guests, by nationalities for the month of May 2015 – 2016

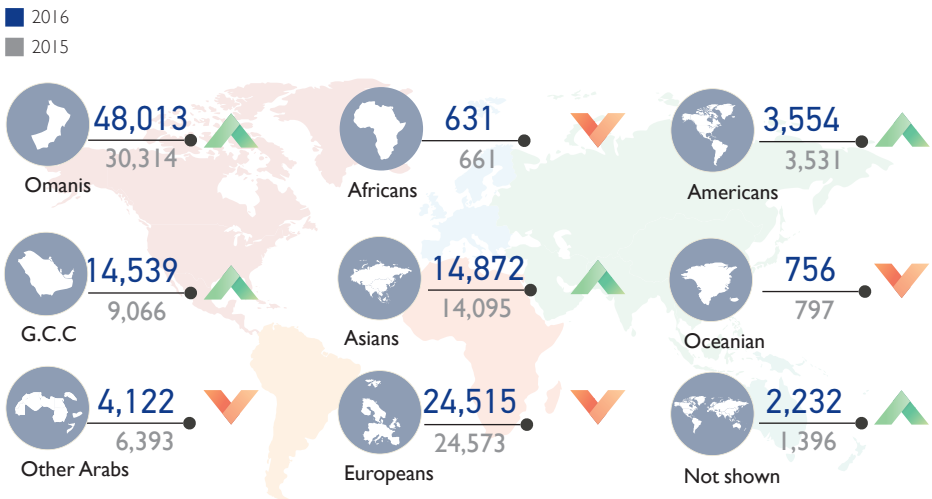
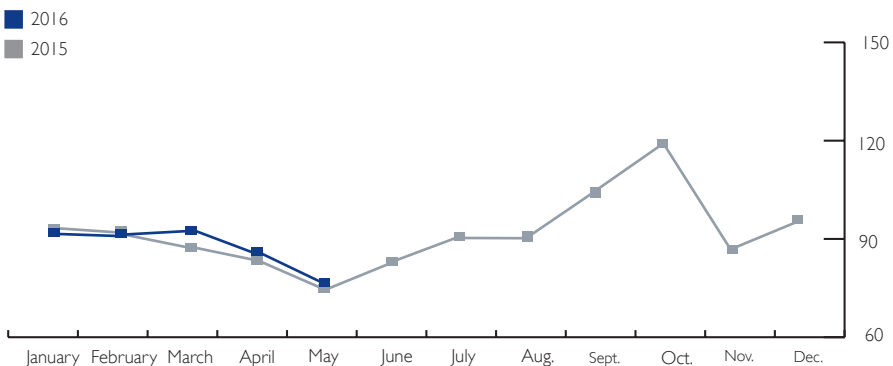


Chart (8):Accommodation Services price index (ASPI)*: by months, 2015 – 2016.



* ASPI for (4-5 stars) hotels only.

