



NATIONAL CENTRE
FOR STATISTICS
& INFORMATION

Enhancing Knowledge

SULTANATE OF OMAN

TOURISM INDEX REPORT

November 2016



@NCSIOman



+968 9145 9145



80076274



www.ncsi.gov.om

Summary till the month of November 2016

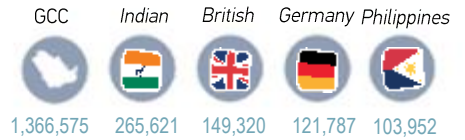
2,8 Million Visitors :

The total number of visitors arriving to the Sultanate till the month of November 2016.

5,4 Million Visitors :

The total number of visitors departing the Sultanate till the month of November 2016.


THE TOP FIVE NATIONALITIES



(174)Thousand Visitors:

The total number of cruise ships visitors till the month of November for the year 2016.

THE TOP FIVE NATIONALITIES



1,3 Million Guests:
Total number of guests in (3-5 stars) hotel till the month of November 2016.

160 Million Omani Rials:
Total of (3-5 stars) hotel revenues till the Month of November 2016.



1- Number of Inbound and Outbound Visitors

- 1-1 Number of Inbound Visitors

232
Thousand
Visitors

Total numbers of visitors arriving to the Sultanate during the month of November 2016.

The Gulf visitors come at the first place, where their number reached 82 thousand visitors forming 35.2% during the month of November 2016.

21%

The percentage of increase in the number of visitors arriving to the Sultanate during the month of November 2016, compared to the same month of the previous year totaling (192) thousand visitors.

The Germany, Indian, and British nationalities came at the second, third and fourth place consecutively where they formed 10.2%, 9.2% and 6.7% during the month of November 2016.

Chart (1): Inbound Tourism: Number of Visitors, by nationalities group for the month of November 2015 – 2016

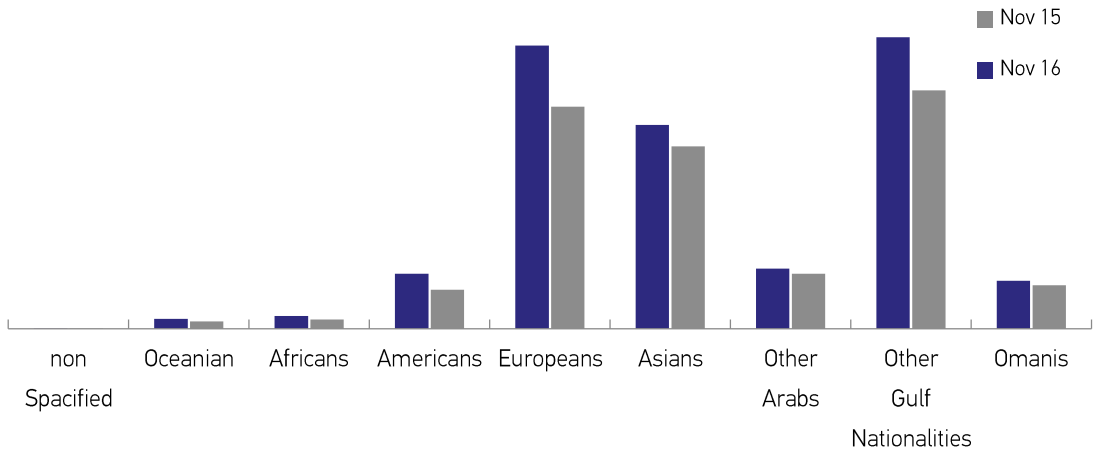
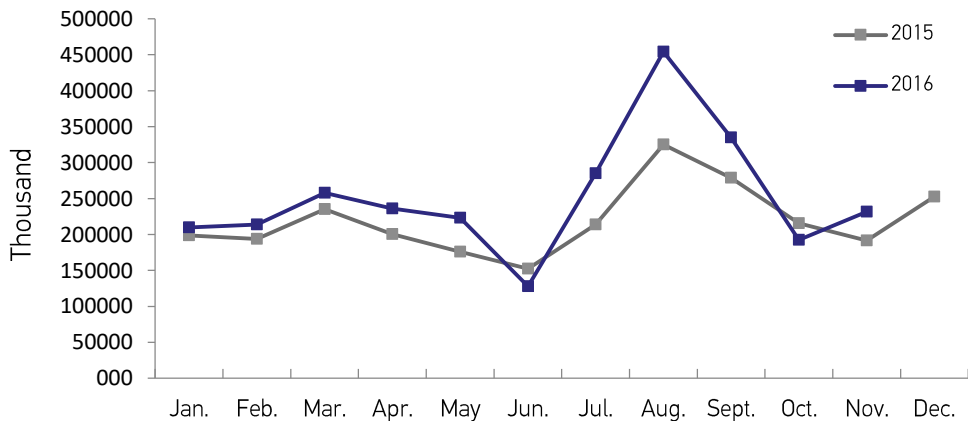


Chart (2): Inbound Tourism: Number of Visitors, by month's 2015 – 2016



* Include Cruise ship visitors.

- 1-2 Number of Outbound Visitors

485
Thousand
Visitors

The Number of visitors departing from the Sultanate during the month of November 2016.

The Omanis departures form 66.3% from the total of visitors departing the Sultanate during the month of November 2016.

11.9%

The percentage of Increase of visitors departing from the Sultanate in November 2016, compared to the same month of the previous year totaling (434) thousand visitors..

Chart (3): Outbound Tourism: Number of visitors, for the month of November 2015 – 2016

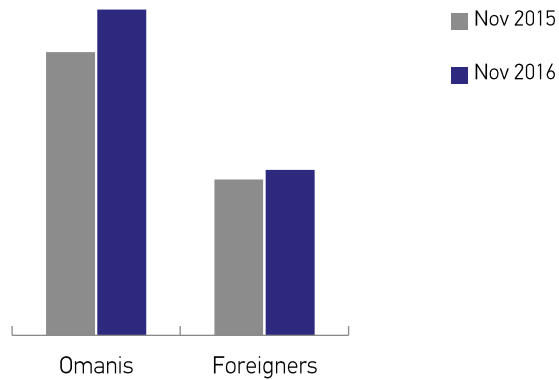
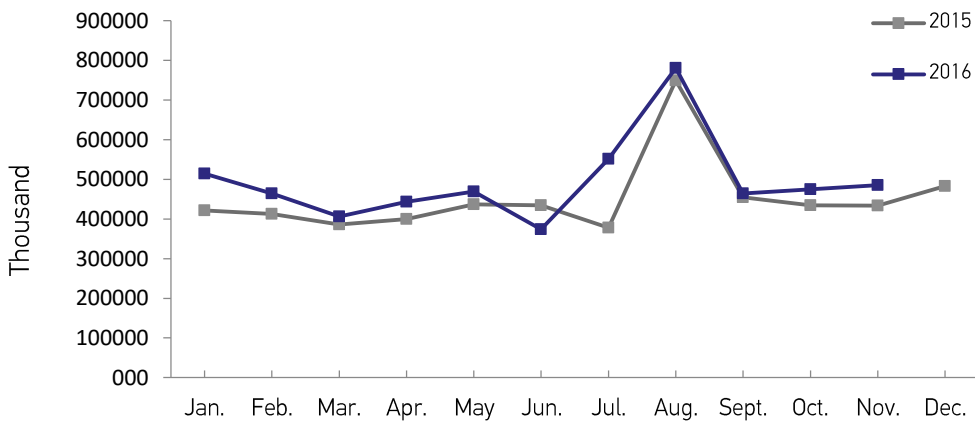


Chart (4): Outbound Tourism: Number of Visitors, by months, 2015 – 2016



2- Cruise Ships Visitors

30 Thousand Visitors
Number of cruise ships visitors during the month of November 2016.

78%
Percentage of Europeans visitors from the total of visitors, most of them are Germany Nationality 48%.

143%
Percentage increase in cruise ship visitors during the month of November 2016, compared to the same month of the previous year, totaling (12) Thousand visitors.

Chart number(5): Cruise Ships Visitors: Number of Visitors, by nationalities for the month of November 2015 – 2016.

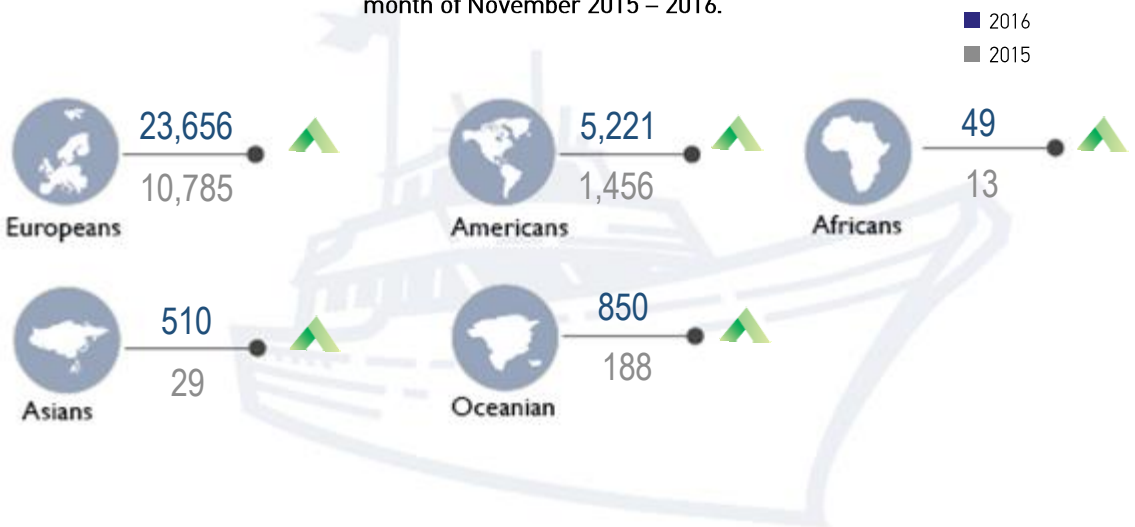
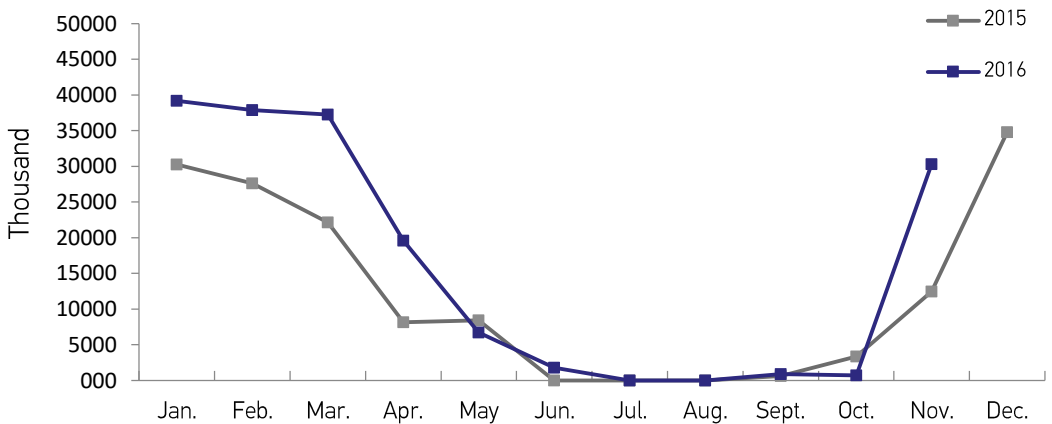


Chart number(6): Cruise Ships Visitors: Number of Visitors, by months, 2015 – 2016.



3- Accommodation Services

Revenues

The revenues of (3-5 stars) Hotels reached (18) million Omani Rial during the month of November 2016, compared to (19.2) million Omani Rial in November 2015 with a decrease of (6.1%).

Guests

Total number of guests in the hotels during the month of November 2016 reached (151,573) guest compared to (117,145) guest during the same month in the year 2015 with an increase of (29.4%).

Occupancy

Total occupancy rate in hotels mentioned reached (72.1%) during the month of November 2016, compared to (68.3%) in November 2015, with an increase of (5.5%).

Chart (7): Accommodation Services: Number of guests, by nationalities for the month of November 2015 – 2016

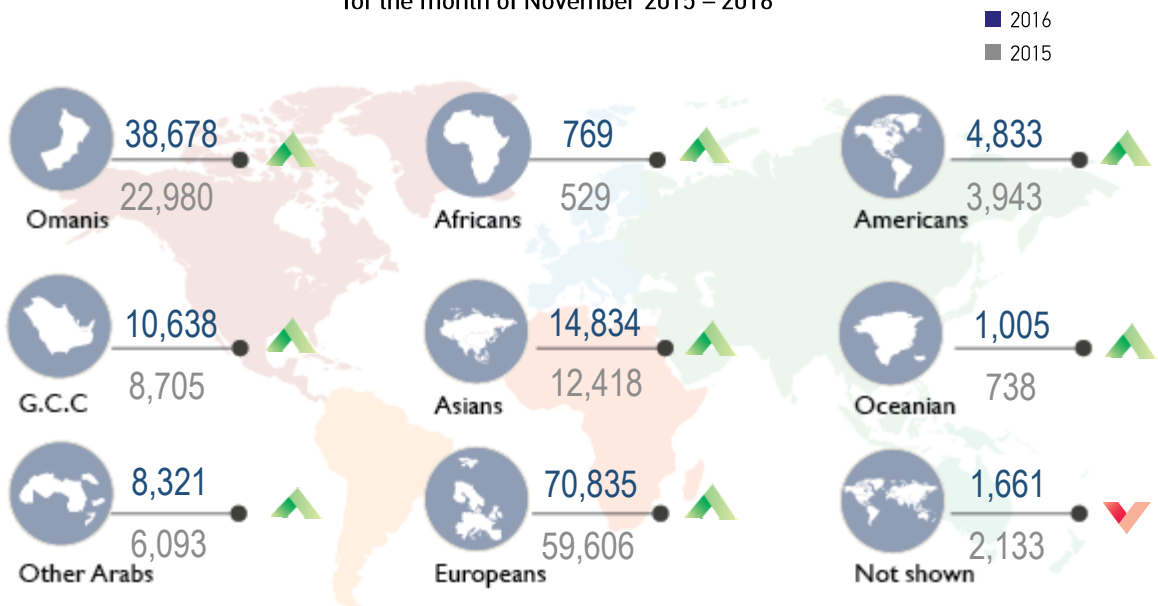
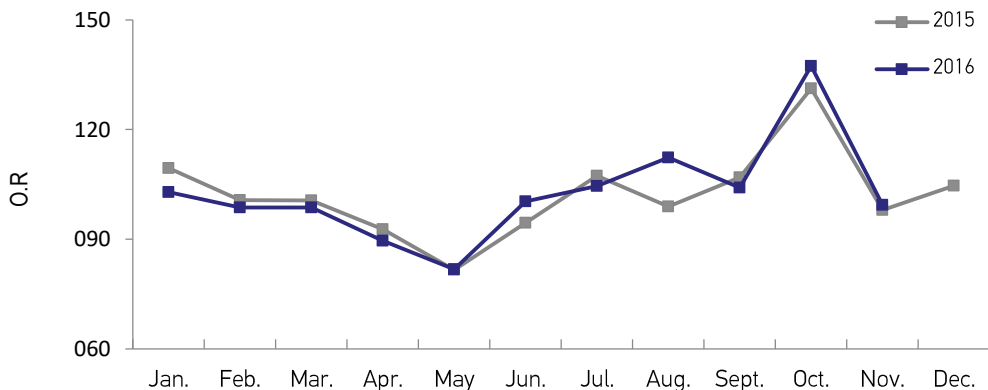


Chart (8): Accommodation Services price index (ASPI)*: by months, 2015 – 2016



* Rooms price index for (4 – 5 stars) hotels only.

