



NATIONAL CENTRE  
FOR STATISTICS  
& INFORMATION

Enhancing Knowledge

SULTANATE OF OMAN

# TOURISM INDEX REPORT

January 2017



@NCSIOman



+968 9145 9145



80076274



[www.ncsi.gov.om](http://www.ncsi.gov.om)

# Summary till the month of January 2017

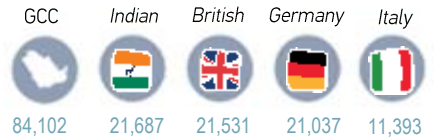
## 249 Thousand Visitors :

The total number of visitors arriving to the Sultanate till the month of January 2017.

## 564 Thousand Visitors :

The total number of visitors departing the Sultanate till the month of January 2017.


### THE TOP FIVE NATIONALITIES



## (46)Thousand Visitors:

The total number of cruise ships visitors till the month of January for the year 2017.

### THE TOP FIVE NATIONALITIES



**(134 )Thousand Guests:**  
Total number of guests in (3-5 stars) hotel till the month of January 2017.

**17 Million Omani Rials:**  
Total of (3-5 stars) hotel revenues till the Month of January 2017.



# 1- Number of Inbound and Outbound Visitors

- 1-1 Number of Inbound Visitors \*

**249**  
Thousand  
Visitors

Total numbers of visitors arriving to the Sultanate during the month of January 2017

The Gulf visitors come at the first place, where their number reached 84 thousand visitors forming 33.8% during the month of January 2017.

**17.4%**

The percentage of increase in the number of visitors arriving to the Sultanate during the month of January 2017, compared to the same month of the previous year totaling (212) thousand visitors.

The Indian, British and Germany nationalities came at the second, third and fourth place consecutively where they formed 8.7%, 8.6% and 8.4% during the month of January 2017.

Chart (1): Inbound Tourism: Number of Visitors, by nationalities group for the month of January 2016 – 2017

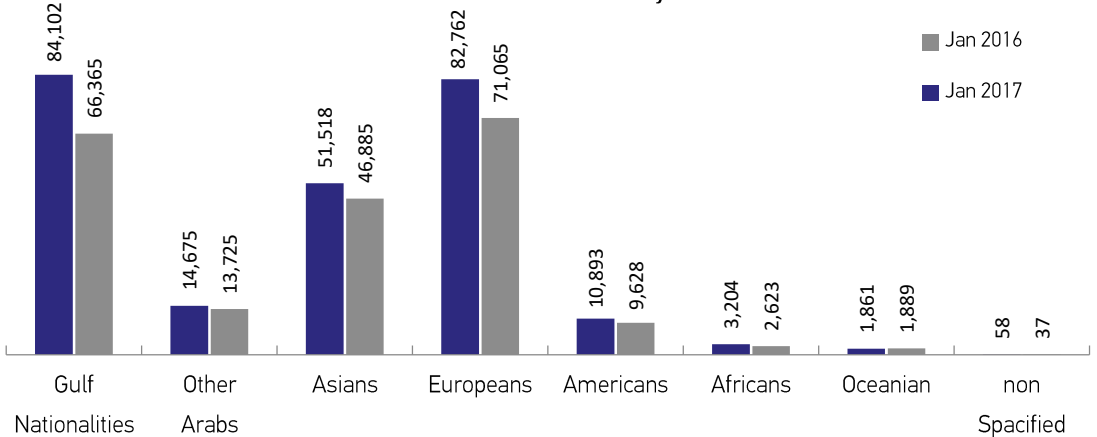
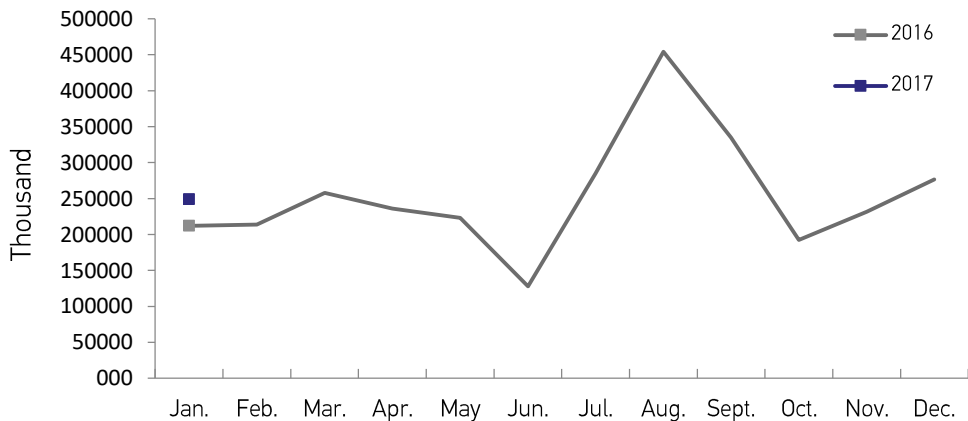


Chart (2): Inbound Tourism: Number of Visitors, by month's 2016 – 2017



\* Include Cruise ship visitors.

- 1-2 Number of Outbound Visitors

**564** Thousand Visitors  
 The Number of visitors departing from the Sultanate during the month of January 2017.

The Omanis departures form 66.4% from the total of visitors departing the Sultanate during the month of January 2017.

**9.7%**  
 The percentage of increase of visitors departing from the Sultanate in January 2017, compared to the same month of the previous year totaling (514) thousand visitors..

Chart (3): Outbound Tourism: Number of visitors, for the month of January 2016 – 2017

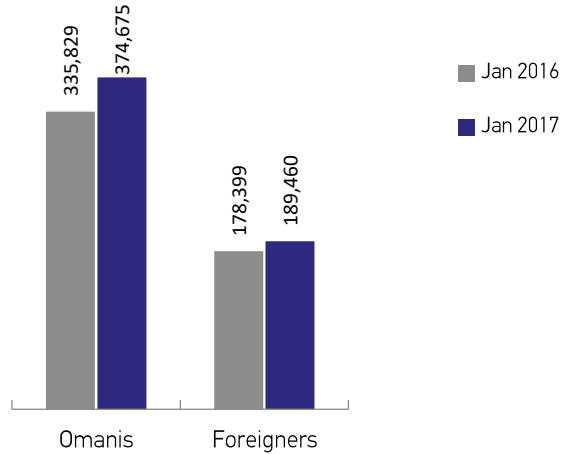
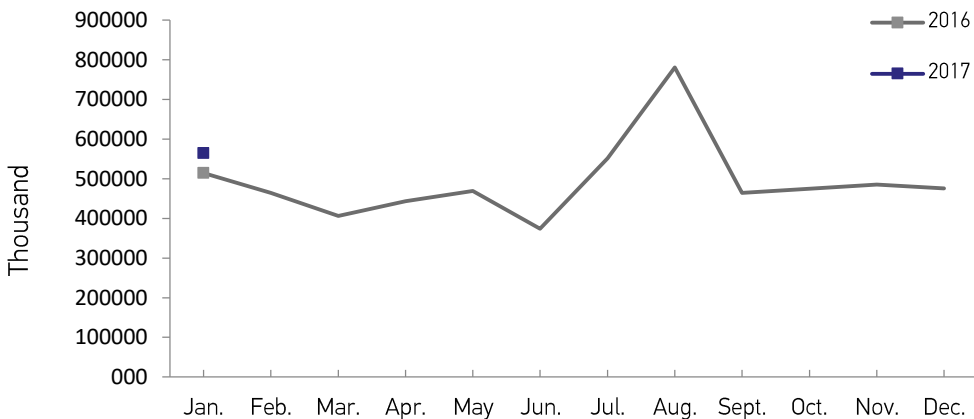


Chart (4): Outbound Tourism: Number of Visitors, by months, 2016 – 2017



## 2- Cruise Ships Visitors

**46** Thousand Visitors  
Number of cruise ships visitors during the month of January 2017.

**87.8%**  
Percentage of Europeans visitors from the total of visitors, most of them are Germanys Nationality 25.6%.

**16.4%**  
Percentage increase in cruise ship visitors during the month of January 2017, compared to the same month of the previous year, totaling (39) Thousand visitors.

**6.7%**  
Percentage increase in cruise ship visitors during the month of January 2017, compared to December 2016, totaling (43) Thousand visitors.

Chart number(5): Cruise Ships Visitors: Number of Visitors, by nationalities for the month of January 2016 – 2017.

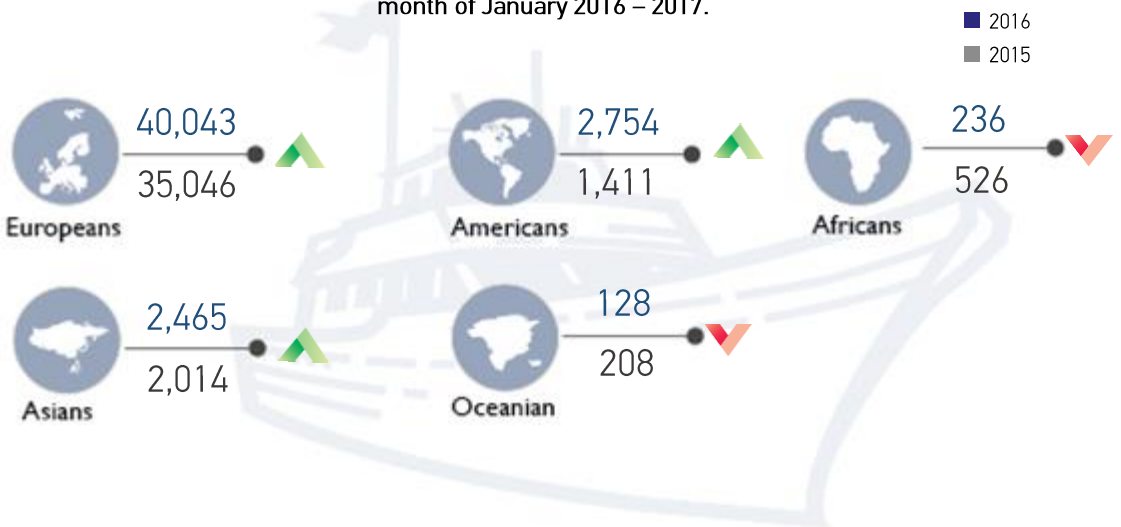
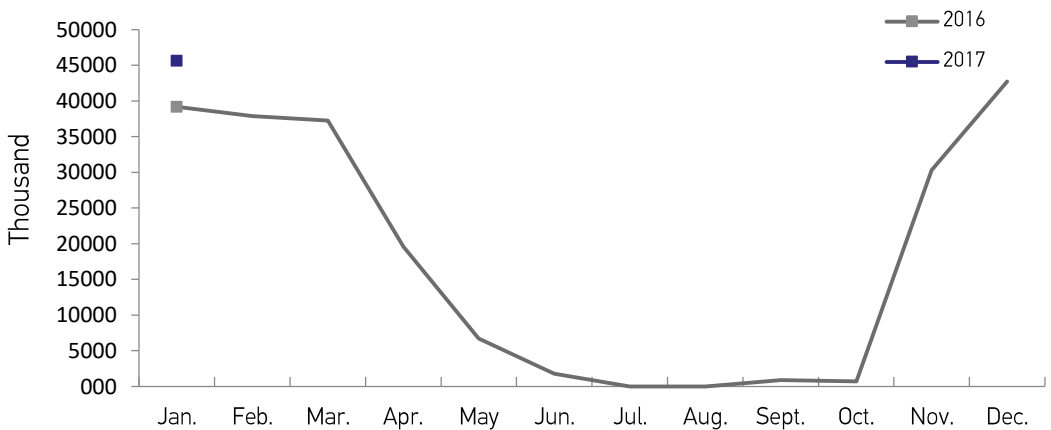


Chart number(6): Cruise Ships Visitors: Number of Visitors, by months, 2016 – 2017.



### 3- Accommodation Services

#### Revenues

The revenues of (3-5 stars) Hotels reached (17.0) million Omani Rial during the month of January 2017, compared to (16.6) million Omani Rial in January 2016 with a increase of (2.3%).

#### Guests

Total number of guests in the hotels during the month of January 2017 reached (134) thousands guest compared to (116) thousands guest during the same month in the year 2016 with an increase of (16.2%).

#### Occupancy

Total occupancy rate in hotels mentioned reached (61.1%) during the month of January 2017, compared to (61.6%) in January 2016, with a decrease of (0.8%).

Chart (7): Accommodation Services: Number of guests, by nationalities for the month of January 2016 – 2017

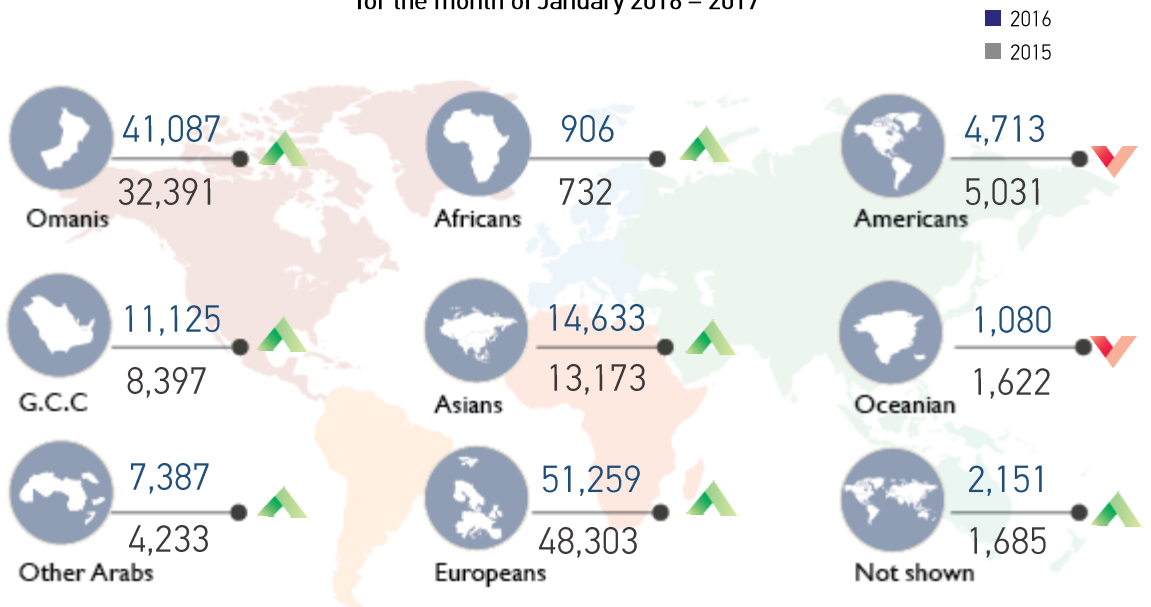
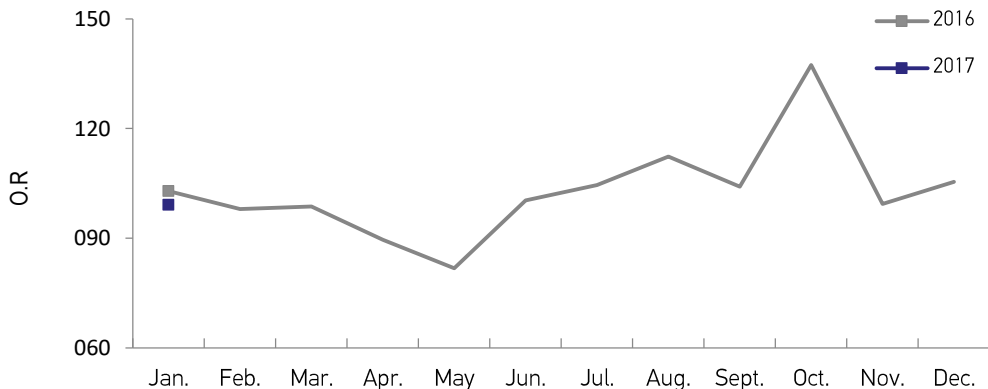


Chart (8): Accommodation Services Price Index (ASPI)\*, by months, 2016 – 2017



\* Rooms price index for (4 – 5 stars ) hotels only.

